

# Weekly Newsletter

Gosford Park Primary School

18th October

Gosford Park Primary School, Humber Avenue, Coventry, CV1 2SF

Tel: 024 76223281

Email: enquiries@gosfordpark.coventry.sch.uk

www.gosfordpark.coventry.org.uk



**All parents and carers MUST pre order lunches through your school grid account- if you need help please contact school.**

What a wonderful week we've had in school.

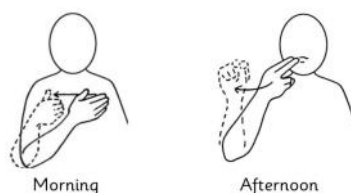
Painting has started in our school corridors overnight, the children have been coming in each day and seeing more progress as our decorators move through school. We're really excited to welcome you all to see it at Parents/Carers evening, this is in November.

These appointments are now available to book on;

<https://gosfordpark.schoolcloud.co.uk/>

Next week we will be electing our new Head Pupils and House Captains.

## Makaton Sign of the Week



2

Reminder: If your child is ill you need to let us know every day that they are absent from school.

## Dinner Time Discussions:

Our PSHE question of the week is;  
What is the rule of law? Why is it important?

Thursday PTA Disco Day- Non Uniform day for a donation of £1 please

## This Week's Weekly Attendance:

1st: 5 Phoenix (5 Dojos each)  
2nd: 4 Sherbourne (3 Dojos each)  
3rd: 2 Cash (1 Dojo Each)

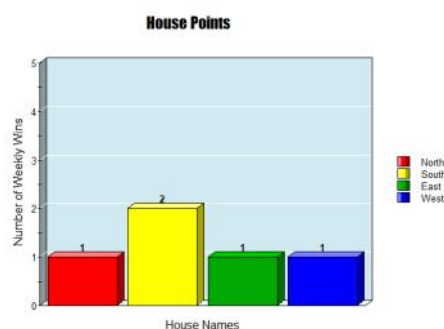
## Timestable Rockstars

This week's winners are:  
4 Coffantre (10 Dojos each!)

## Housepoints

South house win this week!

The scores are currently;



Tidy Champions:  
Year 5

## Things we need for our OPAL

- Hair curlers
- Straighteners
- Hair caps
- Make up brushes
- Hairdryers
- Hair clips
- Dolls, cars, trucks

**AUTUMN DISCO**  
THURSDAY  
24TH OCTOBER  
YEAR 3,4,5&6  
Only £1.00 per child  
Ticket only event - Tickets must be purchased in advance from the PTA  
YEAR 3 & 4  
COLLECT CHILD AT 3:45  
YEAR 5 & 6  
COLLECT CHILD AT 4:30  
£1 FOR SWEETS OR POPCORN AND A GLOW STICK  
ORGANISED BY THE PTA



## Gosford's Greatest

N Gosford: Anwar and Sanjot

R Swanswell: Tala and Olena

R Memorial: Khamori and Anais

1 Humber: Elena and Eva

1 Jaguar: Ali and Ross

2 Whittle: Daphne and Lleri

2 Cash's: Atharv and Advika

3 Westwood: Oswald and Yukthwika

3 Baginton: Kirstie and Travis

4 Coffantre: Elitsa and Arjun

4 Sherbourne: David C and Ayisha

5 Phoenix: Elisheva and Noah

5 Dunlop: Noami and Elsie

6 Whitefriars: Skyla and Marco

6 Greyfriars: Zofia and Andreas

## Gosford's Greatest Grown Up

Each week staff nominate someone (or occasionally a few people) who have gone over and above for our Gosford Park Community.

Ms Jose (who works in Year 3 and stepping stones) has our Gosford Greatest Grown up this week. She has worked really hard in her role at Gosford and has seen huge progress with the children she works with.



### Parent Governor Vacancy

If you would be interested in joining our Governing Body we would be very interested to talk to you!

If you would like more information, please contact [dtoulson@gosfordpark.coventry.sch.uk](mailto:dtoulson@gosfordpark.coventry.sch.uk)



# Parents' Guide for Booking Appointments

schoolcloud

Browse to <https://qosfordpark.schoolcloud.co.uk/>

## Step 1: Login

Fill out the details on the page then click the *Log In* button.

A confirmation of your appointments will be sent to the email address you provide.

## Step 2: Select Parents' Evening

Click on the date you wish to book.

Unable to make all of the dates listed? Click *I'm unable to attend*.

## Step 3: Select Booking Mode

Choose *Automatic* if you'd like the system to suggest the shortest possible appointment schedule based on the times you're available to attend. To pick the times to book with each teacher, choose *Manual*. Then press *Next*.

We recommend choosing the automatic booking mode when browsing on a mobile device.

## Step 4: Select Availability

Drag the sliders at the top of the screen to indicate the earliest and latest you can attend.

## Step 5: Choose Teachers

Select the teachers you'd like to book appointments with. A green tick indicates they're selected. To de-select, click on their name.

## Step 6: Book Appointments (Automatic)

If you chose the automatic booking mode, you'll see provisional appointments which are held for 2 minutes. To keep them, choose *Accept* at the bottom left.

If it wasn't possible to book every selected teacher during the times you are able to attend, you can either adjust the teachers you wish to meet with and try again, or switch to manual booking mode.

## Step 7: Book Appointments

Click any of the green cells to make an appointment. Blue cells signify where you already have an appointment. Grey cells are unavailable.

To change an appointment, delete the original by hovering over the blue box and clicking *Delete*. Then choose an alternate time.

You can optionally leave a message for the teacher to say what you'd like to discuss, or raise anything beforehand.

Once you're finished booking all appointments, at the top of the page in the alert box, press *click here* to finish the booking process.

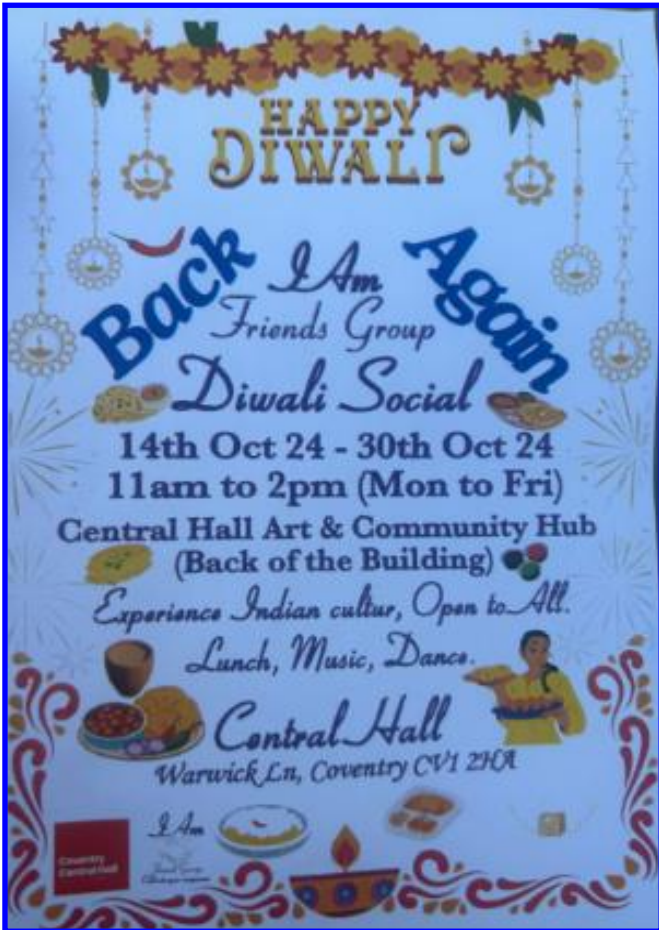
## Step 8: Finished

All your bookings now appear on the *My Bookings* page. An email confirmation has been sent and you can also print appointments by pressing *Print*. Click *Subscribe to Calendar* to add these and any future bookings to your calendar.

To change your appointments, click on *Amend Bookings*.

## Celebrations Outside of School-

Please email [enquiries@gosfordpark.coventry.sch.uk](mailto:enquiries@gosfordpark.coventry.sch.uk) with your celebrations outside of school!



## Asda Rewards- Money for our PTA- Can you join on the rewards app?

16:43

Back

**CASHPOT FOR SCHOOLS**

Cashpot for Schools is our m...  
support primary schools ac...  
UK.

Every time you shop with Asda Rewards f...  
September to 30th November, we will do...  
your total spend to a primary school of yo...  
Asda will pop £1 into your school's Cashp...  
someone opts in.

Even more, Asda will get your school star...  
further £50. To redeem this, make sure to...  
and remind your school to sign up with P...  
For more info, please see our [Terms & Co](#)

You won't give up any of your own earn...  
and your Cashpot will continue to grow...  
**Scan. We donate!**

Great, count me in

16:48

ASDA Find a store

in Groceries Search for...

[Asda Rewards terms & Conditions](#)

**1**

**Download and sign up to the Asda Rewards app**

Opt into the Cashpot for Schools campaign and select a specific primary school or select 'Schools in Need'.

**Once opted in and selected a school, we will add £1 to your chosen schools Cashpot to help get them started.**

Each school will get an additional £50 added to their Cashpot, after at least one customer has shopped and scanned their Rewards app.

Download on the App Store

GET IT ON Google Play





# School Road Safety Poster Competition

Children from Coventry primary schools are invited to participate in our road safety competition to design a road safety sign on either an A4 sheet of paper or a paper plate.

## Age Categories

**1** Reception and Years 1-2

**2** Years 3 & 4

**3** Years 5 & 6

The school's will then be asked to submit their top 5 (from each age group) to a central competition for judging by 22 October 2024.

The winners being announced 20<sup>th</sup> November 2024 (during National Road Safety Week) .

The aim of the competition is to raise awareness of road safety around primary schools and get children talking about road safety.

Full entry details and criteria about the competition can be obtained from the Motor Transport Warrant Officer 159 Regt RLC  
[glenn.hartwell354@mod.gov.uk](mailto:glenn.hartwell354@mod.gov.uk)





# 10 Top Tips for Parents and Educators

## TEACHING CHILDREN FIRE SAFETY

Fire safety is especially important around Bonfire Night, as fireworks, bonfires and sparklers add extra risks for families and young children. Every year in the UK, thousands of accidents occur due to improper handling of fireworks and neglecting fire safety measures. This guide offers practical tips for keeping children safe when handling everything from fireworks to space heaters.

### 1 BONFIRE NIGHT AWARENESS

Bonfire Night is exciting, but it comes with several inherent risks. Educate children about the dangers of fireworks and open flames. Teach them that only adults should handle fireworks and that bonfires should never be approached. Keep children at a safe distance (at least five metres away) from bonfires and explain why supervision is crucial during these events.

### 2 SUPERVISE FIREWORK USE

Fireworks should only be handled by responsible adults who are following UK laws and guidelines. Make sure to buy fireworks that meet British Standards and adhere to all instructions that come with them. Keep children a suitable distance from any firework activity and designate an adult to supervise the event. Ensure no one goes near fireworks after they've been lit.

### 3 SPARKLER SAFETY

Sparklers are often captivating for little ones, but they can burn at extremely high temperatures – over 1,000 °C! Only allow children over the age of five to use sparklers, and make sure they wear gloves. Teach them to hold sparklers at arm's length and never wave them near others. Once a sparkler has burned out, extinguish it fully in a bucket of water – which you should prepare beforehand and always keep nearby.

### 4 ORGANISED DISPLAYS ARE SAFER

If possible, families should attend an organised fireworks display rather than holding one at home. These tend to be far safer as they're run by professionals adhering to strict safety regulations. Organised displays also provide a controlled environment where children can enjoy the event from a safe distance, reducing the risk of accidents.

### 5 KEEP FIREWORKS AWAY FROM THE HOME

If you are hosting your own fireworks display, set them off well away from homes, sheds or fences to avoid starting accidental fires. Choose a wide-open space with no flammable materials nearby and keep a means of putting out fires to hand in case of emergency – such as a bucket of water, a hose or a fire extinguisher. Afterwards, ensure that all fireworks are fully extinguished and never attempt to relight one if it doesn't go off.

### 6 BONFIRE SAFETY

If you're building a bonfire, place it well away from trees, buildings, fences or anything else flammable. Make sure it's structurally sound and not at risk of collapsing. Only burn natural materials like wood and leaves, avoiding petrol or other accelerants. Children should be kept far away from the bonfire, and it should always be supervised by adults. Be sure to fully extinguish the bonfire before you leave it.

### 7 "STOP, DROP AND ROLL"

Ensure that children know what to do if their clothing catches fire. Teach them the simple "stop, drop and roll" technique, which can quickly extinguish flames. Practice this with them before events like Bonfire Night, so they feel confident if the need to use it arises. It can also be helpful to keep another means of putting out these kinds of fires on standby, just in case. An extinguisher or flame-retardant blanket are both sound choices.

### 8 SECURE CANDLES AND OPEN FLAMES

Beyond Bonfire Night, everyday fire safety is also crucial. Candles can be a common fire hazard, especially in homes with young children. Teach children not to touch any open flames, and ensure candles are placed in sturdy holders away from combustible materials. Never leave candles, incense burners or other such items unattended, and always extinguish them fully before leaving a room or going to bed.

### 9 EDUCATE ABOUT FIREWORKS HAZARDS

Make sure children understand the dangers of playing with fire or fireworks, and how to handle such things responsibly. Emphasise that fireworks are not toys and can cause serious injuries when improperly used. Demonstrate the importance of treating fire with respect and the consequences of misuse, which can help temper any curiosity and any resultant dangerous behaviour.

### 10 FIRST AID FOR BURNS

Even if you have the best possible precautions in place, accidents can still happen. Keep a first aid kit on hand. Ensure you know how to apply basic first aid to burns, so you can teach children those techniques too. If someone suffers a burn, run it under cool water for 20–30 minutes. Never use creams or ointments, as these retain heat and can cause further damage. Instead, seek medical help if the burn is serious.

### Meet Our Expert

James Whelan is an experienced health and safety expert who is a Chartered Member of the Institution of Occupational Safety and Health. He provides services to educational settings and many other industries, helping them to maintain a safe working environment.



#WakeUpWednesday

The National College

Source: See full reference list on guide page at: <https://nationalcollege.com/guides/fire-safety>

@wake\_up\_weds

/www.thenationalcollege

@wake.up.wednesday

@wake.up.weds

Users of this guide do so at their own discretion. No liability is entered into. Current as of the date of release: 09.10.2024

## Dates For Your Diary

### October 2024

Mon	Tue	Wed	Thu	Fri
21 Head Pupil and House Captain Elections this week	22 Swimming Yr6  PTA selling Disco tickets after school	23  PTA selling Disco tickets after school	24 NON UNIFORM for £1 PTA selling Disco tickets before school Gosford's Greatest Secondary Application Deadline 31.10 PTA Disco after-school Yr3/4/5/6	25 Teacher Training Day – School closed
28 Half Term	29 Half Term	30 Half Term	31 Half Term	1 Half Term

### November 2024

Mon	Tue	Wed	Thu	Fri
4 School open after half term Reception Parents Maths Meeting Hall 2:00	5 Year 1 Parents Maths Meeting Hall 2:00	6 Year 2 Parents Maths Meeting Hall 2:00 Parents Evening	7 Parents Evening	8 Reception and Year 6 Heights and Weight check- school nursing team
11 Anti Bullying Week Remembrance Day	12 England Rocks TTRS comp School Photos	13 World Kindness Day	14	15 Children in Need
18 Coventry's Gotta Dance	19	20	21 National Fitness Day	22

**Training Days 2024-25- School will be closed for children**  
2nd June 2025, 21st July 2025